

# Instaflow T30I

3kW Instantaneous Handwash

## Product Codes

Instantaneous Handwash – 3kW	SPT303I
------------------------------	---------

## Installation

- Inlet and outlet connection: 1/2" BSP

## End User

- Single control for start/stop and temperature selection
- Heats water on demand and is ideal for handwashing where only a cold mains water supply is available
- Quick and easy install with nut and olive
- Direct replacement of the old T30I model
- Ideal for a cloakroom, toilet with no hot water supply, utility room or commercial environment such as a workshop or garage
- Nozzle designed for perfect handwashing without splash back
- 200mm swivel arm as standard, with 100mm accessory option available, providing an option for any basin size




# Instaflow T30I


3kW Instantaneous Handwash

## Handwash

Power ratings	3kW (at 240V)
Finish	White
Water Entry Points	Right: bottom
Cable Entry Points	Right: bottom, middle back, top
Water connection	1/2" BSP
Terminal block	10mm <sup>2</sup> max cable
Water supply	Mains cold water
Water pressure min	1bar
Water pressure max	10bar (static)
Surface Mounted Only	
IP Rating	IPX4

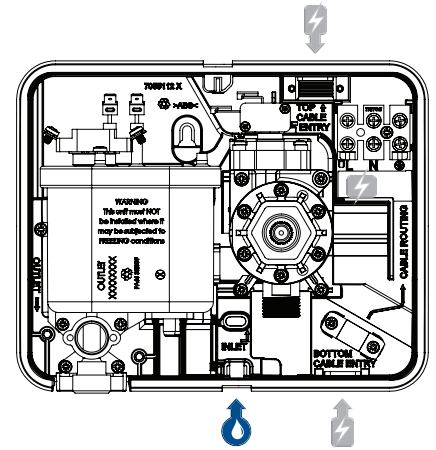
**Diagram Key:**

 Water Entry Points

 Cable Entry Points

**Dimensions:**

H: 183mm  
W: 228mm  
D: 92mm



Contact our specification team

Call: 02476 324 776 | Email: [specification@tritonshowers.co.uk](mailto:specification@tritonshowers.co.uk) | Web: [www.tritonshowers.co.uk/specifiers](http://www.tritonshowers.co.uk/specifiers)