

# CTS AdBlue Battery Bund Alarm



Code: SWS3021

Battery Requirements	9v PP3 (Alkaline Only)
Operating Temps	-20c to +50c
Dimensions	155 (L) x 95 (H) x 60 (D) mm
Colour	Light Grey RAL 7035
IP Rating	IP55
Float Material	Nylon Stem, NBR Float, PVC Cable, S/S Clip
S.G	0.70
Cap Mount	1 1/2" BSP F
Cable Length	5m

## INSTALLATION

Mount the box securely using 4 Non-Countersink screws – **Do not over-tighten** the fixings


Remove the single cross head cover screw (the other 3 are in an internal bag)



Turn the face of the alarm over to reveal the connections & battery holder




Pull off the sounder connector and wire the cable from the sounder into this and plug this connector on last before closing the lid.




**Ensure that the RED wire connects to the + terminal.**

Pull off the float connector. Wire the probe cable to the float connector (its not polarity sensitive) and replace onto the board.



Insert the battery into the holder making sure the correct polarity of the connections, then push down at the base of the battery to secure in place.

The alarm will beep 3 times when the battery is connected.




## PROBE INSTALLATION

Using the supplied screws, fix the angle bracket to the outer skin of the tank. (Ensure the screws aren't too long for the tank skin)

Lower the probe into the banded area until it's near the bottom of the bund. It is important that the probe is hanging freely and not resting on the bottom of the bund.

Using the clip-tie, fasten the probe cable to the angle bracket, making sure that the cable is tight enough not to drop further into the tank.



## OPERATION

The alarm is constantly checking the probe state, but to give a visual conformation to the user, a test function is provided.

Press and hold the **TEST** button. The red LED will **FLASH** 3 times and the sounder will **BEEP** 3 times—this indicates that the LED and sounder are functioning.

If the alarm activates then the LED will long **FLASH** and the sounder will long **BEEP** once every 2 seconds. This will continue until either:

1. The **MUTE** button is pressed for 3 secs
2. Or the float exits from the alarm condition

If the **MUTE** button is pressed then the red LED will continue to flash once every 3 seconds, but the sounder will be silenced.

The alarm will sound for in excess of 72 hours in full alarm mode, and with a new battery it will operate for more than 2 years in standby operation.

## BATTERY LOW INDICATION

If the battery becomes discharged, the red LED will **FLASH** slowly and the sounder will **BEEP** similar to a smoke alarm. Please change the battery as soon as possible.